

Interleaved practise

Year 3, week 5

Number:

1. Write the last 3 numbers for this pattern and describe the pattern.

341, 348, 355, 362, 369, 376, 383 Add 7 to the number to find the next one.

2. Is 27 odd or even? Show how you worked it out.

Odd. If you draw an array using twos there will be one left over. or You can't break 27 in half evenly.



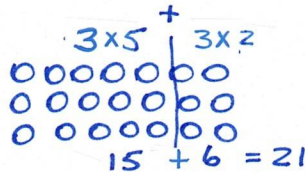
3. Write this number on the place value chart: **Fourteen thousand and fifty**

Ten-Thousands	Thousands	Hundreds	Tens	Ones
1	4	0	5	0

4. $3 \times 7 = 21$ Show how you worked it out.



2x7 and 1 more 7
 $14 + 7 = 21$



or similar answer

5. These rectangles represent whole cakes. Show 2 different ways that you could cut off one quarter. How much cake would you have left?

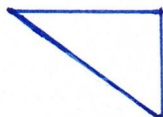


or



Measurement/Geometry:

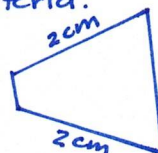
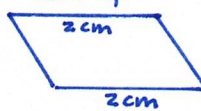
6. Draw what this shape would look like if it was rotated a half turn clockwise.



7. Draw a shape that has 4 straight sides, 4 corners and 2 sides that are 2cm long.

The shape your child draws will vary but must fulfill the criteria.

Examples:



8. Find a box at home that you no longer need. Open it up so that it lies flat (you will need to cut or detach some of the joins) and draw what the flattened box looks like on the back of this page. What shapes can you find?

This will depend on the box chosen. Ask your child to describe the shape of each part of the box's flattened shape.

Chance/Data:

9. Write two questions that you could ask your family to find out about the food they like.

Encourage your child to write at least one question that limits the possible responses. For example:

- What do you like to eat for breakfast?
- What is your favourite type of cake?
- Do you like carrots?