

At-Home Investigation

















Some activities take a long time and some are very short. Look at the pictures and decide which activities will take the most time and which ones will be the quickest.

Pick 5 activities to do today, and 5 more to do later this week from the pictures.

Time how long they take and record your findings below.

Write the activities you completed here in order from shortest to longest amount of time. Describe what you found. Record the time that you spent on each activity.


Less than a quarter of an hour	About half an hour
About three quarters of an hour	One hour or longer

<p>sleeping</p> 	<p>writing a story</p> 	<p>combing hair</p> 	<p>brushing teeth</p> 
<p>Watching one tv show</p> 	<p>eating breakfast</p> 	<p>drinking milk</p> 	<p>cooking with my family</p> 
<p>setting the table</p> 	<p>tidying up</p> 	<p>making the bed</p> 	<p>riding a bike</p> 
<p>running around outside</p> 	<p>doing a puzzle</p> 	<p>playing a game</p> 	<p>reading a book</p> 

Connecting the hour hand


How a clock works

Draw the numbers on this clock face.
You might need to try a few times, so use a pencil.
Draw where the **hour hand** would point for 3:00.




How will the hour hand move to get to 4 o'clock?


Think about this then answer the following questions:



Where might the **hour hand point** when it was half-past 3? How could you work it out?
Draw on the hour hand and explain what you did.



Where might the **hour hand point** when it was a quarter-past 5?
Draw on the hour hand and explain what you did.



Where might the **hour hand point** when it was a quarter to 7?
Draw on the hour hand and explain what you did.

If you understand how the minute hand works, you can also add that on.

Number focus worksheet: making 20


objects and spaces makes

objects and spaces makes

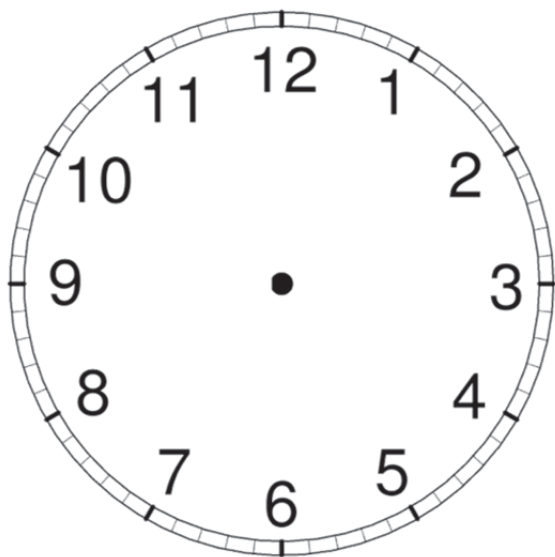
objects and spaces makes

objects and spaces makes

F2. Half hours and quarter hours

 Work out how many minutes are in the following fractions of an hour.

1. Draw the **minute hand** on the clock below to show the start of an hour. How many minutes are there in an hour?

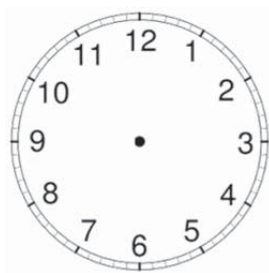


2. Now draw in the hand to show half an hour. How many minutes would there be in half an hour?

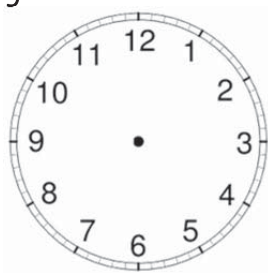
3. Now draw in the hand to show quarter of an hour. How many minutes would there be in quarter of an hour?

4. Now draw in the hand to show when there is a 'quarter to' the next hour. How many minutes would have passed altogether to get to that point?

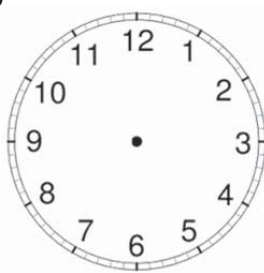
Draw in the following times on the following clocks:



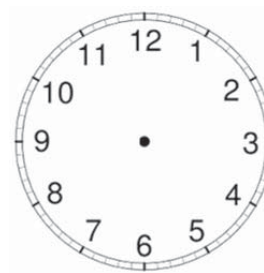
half past
seven



quarter past
nine



quarter to
five



quarter to
twelve

BACKWARDS QUESTION:

A father needed to get to school at 2:45 to pick up his children. He needed to allow half an hour for the traffic. What time did he need to leave home? Explain.

Interleaved practice

Number:

1. Draw 16 counters arranged as a square, then again as a rectangle.
2. One flower had 32 petals. Another had 18. How many more petals did the first flower have?
3. What number comes before 110?

Measurement/Geometry:





4. How many handprints long is your bath or shower? Measure it and record your answer.
5. Draw a clock to show a quarter-to 5.
6. Draw a shape with 6 sides, where the sides are not all the same length. What is it called?

Chance/Data:

7. What are 3 things that you think will happen tomorrow? How likely are they?

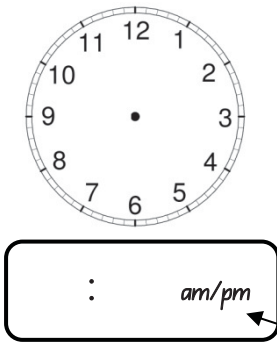
Time Practice

Some activities can be done anytime. Some are done at specific times. Write the time shown on the clock and list 3 activities in each box that you would do at that time. Draw a picture of one of them.

 <p>Night</p>	 <p>Day</p>
 <p>Morning</p>	 <p>Afternoon</p>

Problem 27: Elapsed time

Lachlan is planning a party for next Saturday.



The party will start at 11 o'clock in the morning. What will these clocks look like when the party starts?

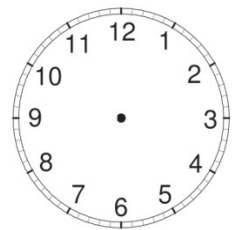


Draw the hands on the clock face and the numbers on the digital clock.

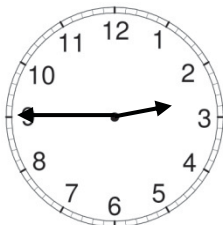
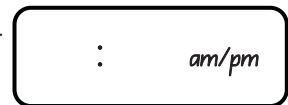


Draw a circle around am or pm.

Lachlan plans to wait for a quarter of an hour for everyone to arrive and then play games for an hour. What time will the games finish?



Draw the hands on the clock face and the numbers on the digital clock to show what time the games will finish. Show whether it will be am or pm.



Lachlan's party will finish at the time shown on the clocks.



Is this before or after 3:00?



What time is it?



How long will the party go for?

Problem solving:

Teacher initials:

Date:

Student solved the problem with:

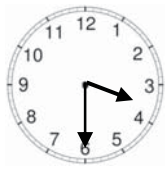
- Minimal help
- Some prompting
- Solved after explanation
- Did not work out a solution by themselves
- N/A – not a novel problem

Peer Assessment

Name:




Manipulation problem

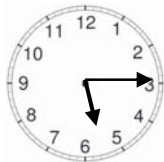
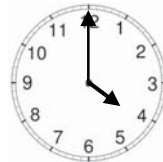


Bella got home from school at



She had afternoon tea until





Bella did her homework and then played until



How long did it take for Bella to eat, do her homework and play?

 or  Show how you worked it out.

Bella goes to bed at 7:45pm. How much time is left before bedtime?

 or  Show how you worked it out.

Backwards question

Bella's school concert went for 2 hours and finished at half past 8. She arrived at the concert a quarter hour before the concert started.

What time did Bella arrive at the concert?

 or  Show how you worked it out.